

A94837Ra01

Polyclonal Antibody to Aldehyde Dehydrogenase 7 Family, Member A1 (ALDH7A1)

Instruction manual

FOR IN VITRO USE AND RESEARCH USE ONLY
NOT FOR USE IN DIAGNOSTIC OR THERAPEUTIC PROCEDURES

5th Edition (Revised in January, 2013)

[PRODUCT INFORMATION]

Immunogen: ALDH7A1

Clonality: Polyclonal

Host: Rabbit

Species Reactivity: Rat


Ig type: Rabbit IgG

Purification: Antibodies are purified by target protein affinity chromatography.

Applications: WB, ICC, IHC-P, IHC-F

Form: Liquid

Size: 100µg



Sample: Recombinant rat ALDH7A1

[IMMUNOGEN INFORMATION]




Immunogen: Recombinant rat ALDH7A1 (Leu28~Gln539) expressed in *E. coli*.

Molecular Weight: 57.0kDa

USCN accession No.: P94837Ra01

Sequence: The target protein is fused with N-terminal His-Tag and its sequence is listed below.

MGHHHHHSGS- LMS TLLIHPQYA WLQDLGLRED NEGVFNGSWG GRGEVITTYC
PANNEPIARV RQASMKDYEE TIGKAKKAWN IWADIPAPKR GEIVRKIGDA LREKIQLLGR
LVSLEMGKIL VEGIGEVQEY VDVCYAAGL SRMIGGPTLP SERPGHALME QWNPLGLVGI
ITAFNFPVAV FGWNNIALI TGNVCLWKGA PTTSLVSIIV TKIIAKVLED NLLPGAICSL

Unique product Superb quality Client favorite Nicest service  ISO9001:2008;  ISO13485:2003; 

TCGGADMGTA MARDERNLL SFTGSTQVGK QVALMVQERF GKSLLELGGN NAIIFEDAD
LSLVLPSELF AAVGTAGQRC TTVRRLFLHE SIHDEVVDRL KNAYSQIRVG NPWDPNILYG
PLHTKQAVSM FVQAVEEAKK EGGTVVYGGK VMDHPGNYVE PTIVTGLVHD APIVHKETFA
PILYVFKFKN EEEVFEWNNE VKQGLSSSIF TKDLGRIFRW LGPKGSDCGI VNVNIPTSGA
EIGGAFGGEK HTGGGRESGS DAWKQYMRRS TCTINYSTAL PLAQGKIFQ

[ANTIBODY SPECIFICITY]

Anti ALDH7A1 is a rabbit polyclonal antibody raised against rat ALDH7A1. This antibody has been selected for its ability to recognize rat ALDH7A1 in immunohistochemical staining and western blotting, non cross-reactive with other members of the family.

[APPLICATIONS]

Western blotting: 1:100-400

Immunocytochemistry in formalin fixed cells: 1:100-500

Immunohistochemistry in formalin fixed frozen section: 1:100-500

Immunohistochemistry in paraffin section: 1:50-200

Optimal working dilutions must be determined by end user.

[CONTENTS]

Form & Buffer: Supplied as solution form in PBS, pH 7.4, containing 0.02%Na₃N, 50% glycerol.

[QUALITY CONTROL]

Content: The quality control contains recombinant rat ALDH7A1 (Leu28~Gln539) disposed in loading buffer.

Usage: 10uL per well when 3,3'-Diaminobenzidine(DAB) as the substrate.




5uL per well when used in enhanced chemiluminescent (ECL).

Note: The quality control is specifically manufactured as the positive control. Not used for other purposes.

Loading buffer: 100mM Tris(PH 8.8), 2%SDS, 200mM NaCl, 50% glycerol, BPB 0.01%, Na₃N 0.02%.

[STORAGE]

Store at 4°C for frequent use. Stored at -20°C to -80°C in a manual defrost freezer for one year without detectable loss of activity. Avoid repeated freeze-thaw cycles.

Unique product Superb quality Client favorite Nicest service  ISO9001:2008 ;  ISO13485:2003 ;  CE

11271 Richmond Avenue, H104, Houston, TX 77082, USA | Toll free: 001-888-960-7402 | Fax: 001-832-538-0088 | Email: mail@uscnc.us | Http://www.uscnc.us
Export Processing Zone, Wuhan 430056, P.R.China | Toll free: 0086-800-880-0687 | Fax: 0086-27-8425-9551 | Email: mail@uscnc.com | Http://www.uscnc.com

Unique product Superb quality Client favorite Nicest service  ISO9001:2008 ;  ISO13485:2003 ; 

11271 Richmond Avenue, H104, Houston, TX 77082, USA | Toll free: 001-888-960-7402 | Fax: 001-832-538-0088 | Email: mail@uscnk.us | [Http://www.uscnk.us](http://www.uscnk.us)
Export Processing Zone, Wuhan 430056, P.R.China | Toll free: 0086-800-880-0687 | Fax: 0086-27-8425-9551 | Email: mail@uscnk.com | [Http://www.uscnk.com](http://www.uscnk.com)