

A82576Hu02

Polyclonal Antibody to Fibronectin Type III Domain Containing Protein 5 (FNDC5)

Instruction manual

FOR IN VITRO USE AND RESEARCH USE ONLY
NOT FOR USE IN CLINICAL DIAGNOSTIC PROCEDURES

5th Edition (Revised in January, 2013)

[PRODUCT INFORMATION]

Immunogen: FNDC5

Clonality: Polyclonal

Host: Rabbit

Species Reactivity: Human


Ig type: Rabbit IgG

Purification: Antibodies are purified by target protein affinity chromatography.

Applications: WB, ICC, IHC-P, IHC-F

Form: Liquid

Size: 100µg



Sample: Recombinant human FNDC5

[IMMUNOGEN INFORMATION]




Immunogen: Recombinant human FNDC5 (Leu77~Met144) expressed in *E.coli*.

Molecular Weight: 9.3kDa

USCN accession No.: P82576Hu02

Sequence: The target protein is fused with N-terminal His-Tag and its sequence is listed below.

MGHHHHHSGSEF- LRFI QEVNTTTRSC ALWDLEEDTE YIVHVQAISI QGQSPASEPV
LFKTPREA EK MASKNKDEVT MKEM

Unique product Superb quality Client favorite Nicest service  ISO9001:2008;  ISO13485:2003; 

11271 Richmond Avenue, H104, Houston, TX 77082, USA | Toll free: 001-888-960-7402 | Fax: 001-832-538-0088 | Email: mail@uscnc.us | Http://www.uscnc.us
Export Processing Zone, Wuhan 430056, P.R.China | Toll free: 0086-800-880-0687 | Fax: 0086-27-8425-9551 | Email: mail@uscnc.com | Http://www.uscnc.com

[ANTIBODY SPECIFICITY]

Anti FNDC5 is a rabbit polyclonal antibody raised against human FNDC5. This antibody has been selected for its ability to recognize human FNDC5 in immunohistochemical staining and western blotting, non cross-reactive with other members of the family.

[APPLICATIONS]

Western blotting: 1:100-400

Immunocytochemistry in formalin fixed cells: 1:100-500

Immunohistochemistry in formalin fixed frozen section: 1:100-500

Immunohistochemistry in paraffin section: 1:50-200

Optimal working dilutions must be determined by end user.

[CONTENTS]

Form & Buffer: Supplied as solution form in PBS, pH 7.4, containing 0.02%Na₃N, 50% glycerol.

[QUALITY CONTROL]

Content: The quality control contains recombinant human FNDC5 (Leu77~Met144) disposed in loading buffer.

Usage: 10uL per well when 3,3'-Diaminobenzidine(DAB) as the substrate.
5uL per well when used in enhanced chemiluminescent (ECL).

Note: The quality control is specifically manufactured as the positive control. Not used for other purposes.

Loading buffer: 100mM Tris(PH 8.8), 2%SDS, 200mM NaCl, 50% glycerol, BPB 0.01%, Na₃N 0.02%.

[STORAGE]

Store at 4°C for frequent use. Stored at -20°C to -80°C in a manual defrost freezer for one year without detectable loss of activity. Avoid repeated freeze-thaw cycles.