


**A90626Hu71**  
**Biotin-linked Antibody to Caspase 3 (CASP3)**  
**Organism: Homo sapiens (Human)**  
*Instruction manual*

FOR IN VITRO USE AND RESEARCH USE ONLY  
NOT FOR USE IN CLINICAL DIAGNOSTIC PROCEDURES

6th Edition (Revised in March, 2013)

## [ **PRODUCT INFORMATION** ]




**Immunogen:** CASP3, Human  
**Conjugation:** Biotin  
**Clonality:** Polyclonal  
**Host:** Rabbit  
**Immunoglobulin Type:** IgG  
**Purification:** Affinity Chromatography.  
**Applications:** WB, ICC, IHC-P, IHC-F  
**Concentration:** 200µg/mL  
**UOM:** 100µg



*Sample: Recombinant CASP3, Human*

## [ **IMMUNOGEN INFORMATION** ]

**Immunogen:** Recombinant CASP3 (Ala183~His277) expressed in *E. coli*.  
**USCN Accession No.:** P90626Hu01  
**Sequence:** The target protein is fused with two N-terminal Tags, His-tag and T7-tag and its sequence is listed below.  
MGSSHHHHHHSSGLVPRGSHMASMTGGQQMGRGSEF- ACHKIPVE ADFLYAYSTA  
PGYYSWRNSK DGSWFIQSLC AMLKQYADKL EFMHILTRVN RKVATEFESF SFDATFHAKK  
QIPCIVSMLT KELYFYH

*Unique product Superb quality Client favorite Nicest service*  ISO9001:2008 ;  ISO13485:2003 ; 

## [ ANTIBODY SPECIFICITY ]

The antibody is a rabbit polyclonal antibody raised against CASP3. It has been selected for its ability to recognize CASP3 in immunohistochemical staining and western blotting.

## [ APPLICATIONS ]

Western blotting: 1:100-400

Immunocytochemistry in formalin fixed cells: 1:100-500

Immunohistochemistry in formalin fixed frozen section: 1:100-500

Immunohistochemistry in paraffin section: 1:50-200

Optimal working dilutions must be determined by end user.

## [ CONTENTS ]

**Form & Buffer:** Supplied as solution form in PBS, pH7.4, containing 0.02% NaN<sub>3</sub>, 50% glycerol.

## [ QUALITY CONTROL ]

**Content:** The quality control contains recombinant CASP3 (Ala183~His277) disposed in loading buffer.

**Usage:** 10uL per well when 3,3'-Diaminobenzidine(DAB) as the substrate.  
5uL per well when used in enhanced chemiluminescent (ECL).

**Note:** The quality control is specifically manufactured as the positive control. Not used for other purposes.

**Loading Buffer:** 100mM Tris(pH8.8), 2% SDS, 200mM NaCl, 50% glycerol, BPB 0.01%, NaN<sub>3</sub> 0.02%.

## [ STORAGE ]

Store at 4°C for frequent use. Stored at -20°C to -80°C in a manual defrost freezer for one year without detectable loss of activity. Avoid repeated freeze-thaw cycles.