

MAA028Hu22

Monoclonal Antibody to Erythropoietin (EPO)

Organism Species: *Homo sapiens (Human)*

Instruction manual

FOR RESEARCH USE ONLY

NOT FOR USE IN CLINICAL DIAGNOSTIC PROCEDURES

12th Edition (Revised in Aug, 2016)

[PROPERTIES]

Source: Monoclonal antibody preparation

Host: Mouse

Antibody isotype: IgG1 Kappa

Purification: Protein A + Protein G affinity chromatography

Clone number: C3

Traits: Liquid

Concentration: 1mg/ml

UOM: 100µl

Cross Reactivity: Rat.

Applications: WB; IHC; ICC; IP.

[IMMUNOGEN]

Immunogen: Recombinant EPO (Ala28~Arg193) expressed in 293F cell

Accession No.: EPA028Hu61

[APPLICATIONS]

Western blotting: 0.5-5µg/mL;

Immunohistochemistry: 5-30µg/mL;

Immunocytochemistry: 5-30µg/mL;

Optimal working dilutions must be determined by end user.

[FORMULATION]

Form & Buffer: Supplied as solution form in 0.01M PBS, pH7.4, containing 0.05% Proclin-300, 50% glycerol.

[STORAGE AND STABILITY]

Storage: Avoid repeated freeze/thaw cycles.

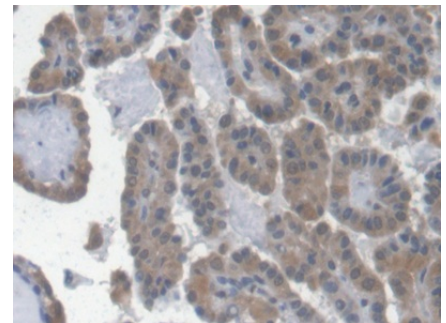
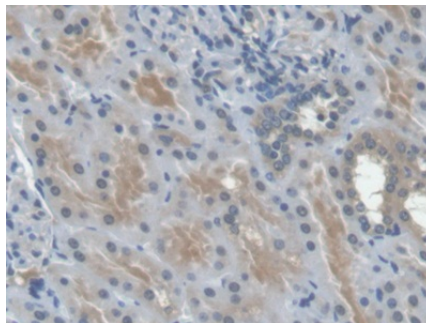
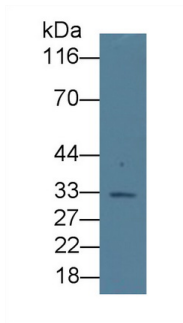
Store at 4°C for frequent use.

Aliquot and store at -20°C for 24 months.

Stability Test: The thermal stability is described by the loss rate. The loss rate was determined

by accelerated thermal degradation test, that is, incubate the protein at 37°C for 48h, and no obvious degradation and precipitation were observed. The loss rate is less than 5% within the expiration date under appropriate storage condition.

[IDENTIFICATION]



Western Blot; Sample: Rat Liver lysate;
 Primary Ab: 5µg/ml Mouse Anti-Human EPO Antibody
 Second Ab: 0.2µg/mL HRP-Linked Caprine Anti-Mouse IgG Polyclonal Antibody
 (Catalog: SAA544Mu19)

DAB staining on IHC-P;
 Samples: Human Kidney Tissue;
 Primary Ab: 30µg/ml Mouse Anti-Human EPO Antibody
 Second Ab: 2µg/mL HRP-Linked Caprine Anti-Mouse IgG Polyclonal Antibody
 (Catalog: SAA544Mu19)

DAB staining on IHC-P;
 Samples: Human Thyroid cancer Tissue;
 Primary Ab: 30µg/ml Mouse Anti-Human EPO Antibody
 Second Ab: 2µg/mL HRP-Linked Caprine Anti-Mouse IgG Polyclonal Antibody
 (Catalog: SAA544Mu19)

[IMPORTANT NOTE]

The kit is designed for research use only, we will not be responsible for any issue if the kit was used in clinical diagnostic or any other procedures.