

pA90675Hu03
Polyclonal Antibody to Coagulation Factor V (F5)
Organism: Homo sapiens (Human)
Instruction manual

FOR IN VITRO USE AND RESEARCH USE ONLY
NOT FOR USE IN CLINICAL DIAGNOSTIC PROCEDURES

7th Edition (Revised in May, 2013)

[**PRODUCT INFORMATION**]

Immunogen: F5, Human

Clonality: Polyclonal

Host: Rabbit


Immunoglobulin Type: IgG

Purification: Affinity Chromatography.

Applications: WB, ICC, IHC-P, IHC-F, ELISA

Concentration: 200µg/mL

UOM: 100µg



Sample: Recombinant F5, Human




[**IMMUNOGEN INFORMATION**]

Immunogen: Recombinant F5 (Arg1908~Val2203) expressed in *E. coli*.

USCN Accession No.: rP90675Hu03

Sequence: The target protein is fused with N-terminal His-Tag and its sequence is listed below.

MGHHHHHSG SEF-RMP MGLSTGIISD SQIKASEFLG YWEPRLARLN NGGSYNAWSV
EKLAAEFASK PWIQVDMQKE VIITGIQTQG AKHYLKSCYT TEFYVAYSSN QINWQIFKGN
STRNVMYFNG NSDASTIKEN QFDPPIVARY IRISPTRAYN RPTLRLELQG CEVNGCSTPL
GMENGKIENK QITASSFKKS WWGDYWEPFR ARLNAQGRVN AWQAKANNK QWLEIDLLKI
KKITAITTQG CKSLSSEMYV KSYTIHYSEQ GVEWKPYRLK SSMVDKIFEG NTNTKGHVKN
FFNPPIISRF IRV

Unique product Superb quality Client favorite Nicest service  ISO9001:2008;  ISO13485:2003; 

[ANTIBODY SPECIFICITY]

The antibody is a rabbit polyclonal antibody raised against F5. It has been selected for its ability to recognize F5 in immunohistochemical staining and western blotting.

[APPLICATIONS]

Western blotting: 1:100-400

Immunocytochemistry in formalin fixed cells: 1:100-500

Immunohistochemistry in formalin fixed frozen section: 1:100-500

Immunohistochemistry in paraffin section: 1:50-200

Enzyme-linked Immunosorbent Assay: 1:100-200

Optimal working dilutions must be determined by end user.

[CONTENTS]

Form & Buffer: Supplied as solution form in PBS, pH7.4, containing 0.02% NaN₃, 50% glycerol.

[QUALITY CONTROL]

Content: The quality control contains recombinant F5 (Arg1908~Val2203) disposed in loading buffer.

Usage: 10uL per well when 3,3'-Diaminobenzidine(DAB) as the substrate.
5uL per well when used in enhanced chemiluminescent (ECL).

Note: The quality control is specifically manufactured as the positive control. Not used for other purposes.

Loading Buffer: 100mM Tris(pH8.8), 2% SDS, 200mM NaCl, 50% glycerol, BPB 0.01%, NaN₃ 0.02%.

[STORAGE]

Store at 4°C for frequent use. Stored at -20°C to -80°C in a manual defrost freezer for one year without detectable loss of activity. Avoid repeated freeze-thaw cycles.