


pA90734Mu01
Polyclonal Antibody to Protein C (PROC)
Organism: Mus musculus (Mouse)
Instruction manual

FOR IN VITRO USE AND RESEARCH USE ONLY
 NOT FOR USE IN CLINICAL DIAGNOSTIC PROCEDURES

7th Edition (Revised in May, 2013)

[PRODUCT INFORMATION]

Immunogen: PROC, Mouse
Clonality: Polyclonal
Host: Rabbit
Immunoglobulin Type: IgG
Purification: Affinity Chromatography.
Applications: WB, ICC, IHC-P, IHC-F, ELISA
Concentration: 200µg/mL
UOM: 100µg



Sample: Recombinant PROC, Mouse

[IMMUNOGEN INFORMATION]

Immunogen: Recombinant PROC (Lys197~Lys436) expressed in *E.coli*.
USCN Accession No.: rP90734Mu01
Sequence: The target protein is fused with two N-terminal Tags, His-tag and GST-tag and its sequence is listed below.
 MRNKKFELGL EFPNLPYYID GDVKLQTSMA IIRYIADKHN MLGGCPKERA EISMLEGAVL
 DIRYGVSRIA YSKDFETLKV DFLSKLPEML KMFEDRLCHK TYLNGDHVTH PDFMLYDALD
 VVLYMDPMCL DAFPKLVCFK KRIEAIQID KYLKSSKYIA WPLQGQWQATF GGGDHPKSD
 GSTSGSGHHH HHHSAGLVPR GSTAIGMKET AAKFERQHM DSPDLGTLEV
 LFQGPLGSEF- KRDT DLEDELEPDP RIVNGTLTKQ GDSPWQAILL DSKKKLACGG
 VLIHTSWVLT AAHCVEGTTK LTVRLGEYDL RRRDHWELDL DIKEILVHPN YTRSSSDNDI
 ALLRLAQPAT LSKTIVPICL PNNGLAQELT QAGQETVVTG WGYQSDRIKD GRRNRTFILT

Unique product Superb quality Client favorite Nicest service  ISO9001:2008;  ISO13485:2003; 

FIRIPLVARN ECVEVMKNVV SENMLCAGII GDTRDACDGD SGGPMVVFFR GTWFLVGLVS
WGEKCGHTNN YGIYTK

[**ANTIBODY SPECIFICITY**]

The antibody is a rabbit polyclonal antibody raised against PROC. It has been selected for its ability to recognize PROC in immunohistochemical staining and western blotting.

[**APPLICATIONS**]

Western blotting: 1:100-400

Immunocytochemistry in formalin fixed cells: 1:100-500

Immunohistochemistry in formalin fixed frozen section: 1:100-500

Immunohistochemistry in paraffin section: 1:50-200

Enzyme-linked Immunosorbent Assay: 1:100-200

Optimal working dilutions must be determined by end user.

[**CONTENTS**]

Form & Buffer: Supplied as solution form in PBS, pH7.4, containing 0.02% NaN₃, 50% glycerol.

[**QUALITY CONTROL**]

Content: The quality control contains recombinant PROC (Lys197~Lys436) disposed in loading buffer.



Usage: 10uL per well when 3,3'-Diaminobenzidine(DAB) as the substrate.
5uL per well when used in enhanced chemiluminescent (ECL).

Note: The quality control is specifically manufactured as the positive control. Not used for other purposes.

Loading Buffer: 100mM Tris(pH8.8), 2% SDS, 200mM NaCl, 50% glycerol, BPB 0.01%, NaN₃ 0.02%.

[**STORAGE**]

Store at 4°C for frequent use. Stored at -20°C to -80°C in a manual defrost freezer for one year without detectable loss of activity. Avoid repeated freeze-thaw cycles.

Unique product Superb quality Client favorite Nicest service  ISO9001:2008 ;  ISO13485:2003 ; 