

**PAB983Mu01**

**Polyclonal Antibody to Tau Protein (MAPT)**

**Organism Species: *Mus musculus* (Mouse)**

***Instruction manual***

FOR RESEARCH USE ONLY

NOT FOR USE IN CLINICAL DIAGNOSTIC PROCEDURES

---

12th Edition (Revised in Aug, 2016)

### **[ PROPERTIES ]**

**Source:** Polyclonal antibody preparation

**Host:** Rabbit

**Purification:** Antigen-specific affinity chromatography followed by Protein A affinity chromatography

**Traits:** Liquid

**Concentration:** 0.34mg/ml

**UOM:** 100µl

**Cross Reactivity:** Rat;Porcine

**Applications:** WB; IHC; ICC; IP.

### **[ IMMUNOGEN ]**

**Immunogen:** Recombinant MAPT (Ala92~Val400) expressed in *E.coli*

**Accession No.:** RPB983Mu01

### **[ APPLICATIONS ]**

Western blotting: 0.5-2µg/mL;

Immunohistochemistry: 5-20µg/mL;

Immunocytochemistry: 5-20µg/mL;

Optimal working dilutions must be determined by end user.

### **[ FORMULATION ]**

**Form & Buffer:** Supplied as solution form in 0.01M PBS, pH7.4, containing 0.05% Proclin-300, 50% glycerol.

### **[ STORAGE AND STABILITY ]**

**Storage:** Avoid repeated freeze/thaw cycles.

Store at 4°C for frequent use.

Aliquot and store at -20°C for 24 months.

**Stability Test:** The thermal stability is described by the loss rate. The loss rate was determined by accelerated thermal degradation test, that is, incubate the protein at 37°C for 48h, and no

obvious degradation and precipitation were observed. The loss rate is less than 5% within the expiration date under appropriate storage condition.

**[ IDENTIFICATION ]**


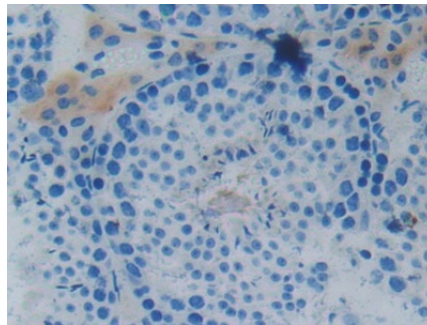
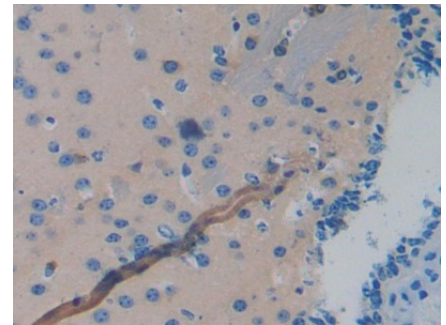


Figure. Western Blot; Sample:  
Recombinant MAPt, Mouse.



DAB staining on IHC-P;  
Samples: Mouse Testis Tissue;  
Primary Ab: 10µg/ml Rabbit Anti-Mouse  
MAPt Antibody  
Second Ab: 2µg/mL HRP-Linked  
Caprine Anti-Rabbit IgG Polyclonal  
Antibody  
(Catalog: SAA544Rb19)



DAB staining on IHC-P;  
Samples: Mouse Brain Tissue;  
Primary Ab: 10µg/ml Rabbit Anti-Mouse  
MAPt Antibody  
Second Ab: 2µg/mL HRP-Linked  
Caprine Anti-Rabbit IgG Polyclonal  
Antibody  
(Catalog: SAA544Rb19)

**[ IMPORTANT NOTE ]**

The kit is designed for research use only, we will not be responsible for any issue if the kit was used in clinical diagnostic or any other procedures.