

PAB839Mu01

Polyclonal Antibody to Vinculin (VCL)

Organism Species: *Mus musculus* (Mouse)

Instruction manual

FOR RESEARCH USE ONLY

NOT FOR USE IN CLINICAL DIAGNOSTIC PROCEDURES

12th Edition (Revised in Aug, 2016)

[PROPERTIES]

Source: Polyclonal antibody preparation

Host: Rabbit

Purification: Antigen-specific affinity chromatography followed by Protein A affinity chromatography

Traits: Liquid

Concentration: 0.44mg/ml

UOM: 100µl

Cross Reactivity: Human; Rat

Applications: WB; IHC; ICC; IP.

[IMMUNOGEN]

Immunogen: Recombinant VCL (Glu879~Trp1064) expressed in *E.coli*

Accession No.: RPB839Mu01

[APPLICATIONS]

Western blotting: 0.5-2µg/mL;

Immunohistochemistry: 5-20µg/mL;

Immunocytochemistry: 5-20µg/mL;

Optimal working dilutions must be determined by end user.

[FORMULATION]

Form & Buffer: Supplied as solution form in PBS, pH7.4, containing 0.02% NaN₃, 50% glycerol.

[STORAGE AND STABILITY]

Storage: Avoid repeated freeze/thaw cycles.

Store at 4°C for frequent use.

Aliquot and store at -20°C for 12 months.

Stability Test: The thermal stability is described by the loss rate. The loss rate was determined by accelerated thermal degradation test, that is, incubate the protein at 37°C for 48h, and no

obvious degradation and precipitation were observed. The loss rate is less than 5% within the expiration date under appropriate storage condition.

[IDENTIFICATION]



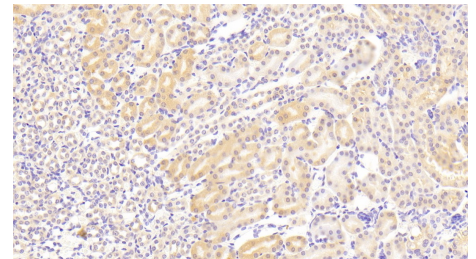


Figure. Western Blot; Sample: Recombinant VCL, Mouse.



Western Blot; Sample: Mouse Heart lysate;
Primary Ab: 2µg/ml Rabbit Anti-Mouse VCL Antibody
Second Ab: 0.2µg/mL HRP-Linked Caprine Anti-Rabbit IgG Polyclonal Antibody
(Catalog: SAA544Rb19)



DAB staining on IHC-P;

Samples: Mouse Kidney Tissue;
Primary Ab: 20µg/ml Rabbit Anti-Mouse VCL Antibody
Second Ab: 2µg/mL HRP-Linked Caprine Anti-Rabbit IgG Polyclonal Antibody
(Catalog: SAA544Rb19)

[IMPORTANT NOTE]

The kit is designed for research use only, we will not be responsible for any issue if the kit was used in clinical diagnostic or any other procedures.