

MAG077Hu23

Monoclonal Antibody to Purinergic Receptor P2X, Ligand Gated Ion Channel 7 (P2RX7)

Organism Species: *Homo sapiens (Human)*

Instruction manual

FOR RESEARCH USE ONLY

NOT FOR USE IN CLINICAL DIAGNOSTIC PROCEDURES

13th Edition (Revised in Aug, 2023)

[PROPERTIES]

Source: Monoclonal antibody preparation

Host: Mouse

Antibody isotype: IgG1Kappa

Purification: Protein A + Protein G affinity chromatography

Clone number: C6

Traits: Liquid

Concentration: 1mg/mL

UOM: 100 μ L

Cross Reactivity: Porcine

Applications: WB

[IMMUNOGEN]

Immunogen: Recombinant P2RX7 (Ser47~Val334) expressed in *E.coli*

Accession No.: RPG077Hu02

[APPLICATIONS]

Western blotting: 0.01-2 μ g/mL;

Optimal working dilutions must be determined by end user.

[FORMULATION]

Form & Buffer: Supplied as solution form in 0.01M PBS, pH7.4, containing 0.05% Proclin-300, 50% glycerol.

[STORAGE AND STABILITY]

Storage: Avoid repeated freeze/thaw cycles.


Store at 4°C for frequent use.

Aliquot and store at -20°C for 24 months.

Stability Test: The thermal stability is described by the loss rate. The loss rate was determined by accelerated thermal degradation test, that is, incubate the protein at 37°C for 48h, and no obvious degradation and precipitation were observed. The loss rate is less than 5% within the

expiration date under appropriate storage condition.

[IDENTIFICATION]

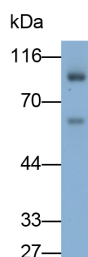


Western Blot; Sample: Porcine
Cerebrum lysate

Primary Ab: 0.2µg/ml Mouse Anti-
Human P2RX7 Antibody

Second Ab: 0.2?g/ml HRP-Linked
Caprine Anti-Mouse IgG Polyclonal
Antibody

(Catalog: SAA544Mu19)




Western Blot; Sample: Porcine Heart
lysate

Primary Ab: 0.2µg/ml Mouse Anti-
Human P2RX7 Antibody

Second Ab: 0.2?g/ml HRP-Linked
Caprine Anti-Mouse IgG Polyclonal
Antibody

(Catalog: SAA544Mu19)



Western Blot; Sample: U87MG cell
lysate

Primary Ab: 0.2µg/ml Mouse Anti-
Human P2RX7 Antibody

Second Ab: 0.2?g/ml HRP-Linked
Caprine Anti-Mouse IgG Polyclonal
Antibody

(Catalog: SAA544Mu19)

[IMPORTANT NOTE]

The kit is designed for research use only, we will not be responsible for any issue if the kit was used in clinical diagnostic or any other procedures.