

MAA519Ra26

Monoclonal Antibody to Apolipoprotein A1 (APOA1)

Organism Species: *Rattus norvegicus* (Rat)

Instruction manual

FOR RESEARCH USE ONLY

NOT FOR USE IN CLINICAL DIAGNOSTIC PROCEDURES

13th Edition (Revised in Aug, 2023)

[PROPERTIES]

Source: Monoclonal antibody preparation

Host: Mouse

Antibody isotype: IgG1 Kappa

Purification: Protein A + Protein G affinity chromatography

Clone number: 4#

Traits: Liquid

Concentration: 1mg/mL

UOM: 100 μ L

Cross Reactivity: N/A

Applications: WB; IHC

[IMMUNOGEN]

Immunogen: Recombinant APOA1 (Asp25~Ala259) expressed in *E.coli*

Accession No.: RPA519Ra01

[APPLICATIONS]

Western blotting: 0.01-2 μ g/mL;

Immunohistochemistry: 5-30 μ g/mL;

Optimal working dilutions must be determined by end user.

[FORMULATION]

Form & Buffer: Supplied as solution form in 0.01M PBS, pH7.4, containing 0.05% Proclin-300, 50% glycerol.

[STORAGE AND STABILITY]

Storage: Avoid repeated freeze/thaw cycles.

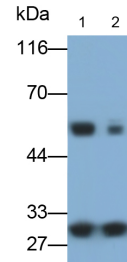
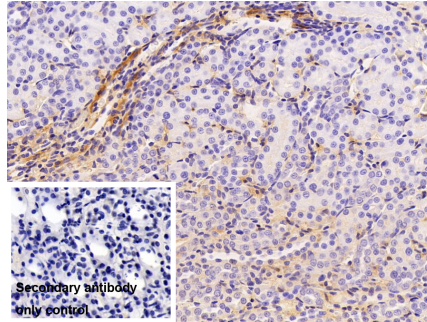
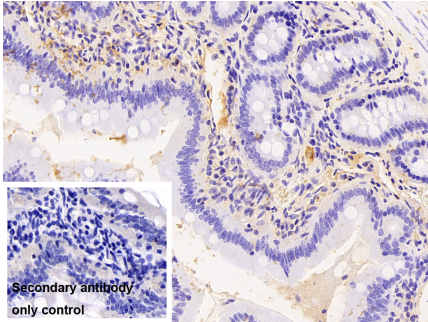
Store at 4°C for frequent use.

Aliquot and store at -20°C for 24 months.

Stability Test: The thermal stability is described by the loss rate. The loss rate was determined by accelerated thermal degradation test, that is, incubate the protein at 37°C for 48h, and no

obvious degradation and precipitation were observed. The loss rate is less than 5% within the expiration date under appropriate storage condition.

[IDENTIFICATION]



DAB staining on IHC-P;

Sample: Rat Small intestine Tissue

Primary Ab: 30µg/ml Mouse Anti-Rat
APOA1 Antibody

Control: Used PBS instead of primary
antibody

Second Ab: 2?g/ml HRP-Linked
Caprine Anti-Mouse IgG Polyclonal
Antibody

(Catalog: SAA544Mu19)

DAB staining on IHC-P;

Sample: Rat Kidney Tissue

Primary Ab: 30µg/ml Mouse Anti-Rat
APOA1 Antibody

Control: Used PBS instead of primary
antibody

Second Ab: 2?g/ml HRP-Linked
Caprine Anti-Mouse IgG Polyclonal
Antibody

(Catalog: SAA544Mu19)

Western Blot; Samples: Lane1: Rat
Serum; Lane2: Rat Plasma;

Primary Ab: 0.02µg/ml Mouse Anti-Rat
APOA1 Antibody

Second Ab: 0.2?g/ml HRP-Linked
Caprine Anti-Mouse IgG Polyclonal
Antibody

(Catalog: SAA544Mu19)

[IMPORTANT NOTE]

The kit is designed for research use only, we will not be responsible for any issue if the kit was used in clinical diagnostic or any other procedures.