

MAB021Hu24

Monoclonal Antibody to Beta Catenin (β -catenin)

Organism Species: *Homo sapiens* (Human)

Instruction manual

FOR RESEARCH USE ONLY

NOT FOR USE IN CLINICAL DIAGNOSTIC PROCEDURES

13th Edition (Revised in Aug, 2023)

[PROPERTIES]

Source: Monoclonal antibody preparation

Host: Mouse

Antibody isotype: IgG2b Kappa

Purification: Protein A + Protein G affinity chromatography

Clone number: C3

Traits: Liquid

Concentration: 1mg/mL

UOM: 100µg(100µL)

Cross Reactivity: Mouse;Canine;Bovine

Applications: WB; IHC; ICC; IP.

[IMMUNOGEN]

Immunogen: Recombinant γ -catenin (Cys439~Ser675) expressed in *E.coli*

Accession No.: RPB021Hu01

[APPLICATIONS]

Western blotting: 0.01-2µg/mL;

Immunohistochemistry: 5-20µg/mL;

Immunocytochemistry: 5-20µg/mL;

Optimal working dilutions must be determined by end user.

[FORMULATION]

Form & Buffer: Supplied as solution form in PBS, pH7.4.

[STORAGE AND STABILITY]

Storage: Avoid repeated freeze/thaw cycles.


Store at 4°C for frequent use.

Aliquot and store at 4°C for 12 months.

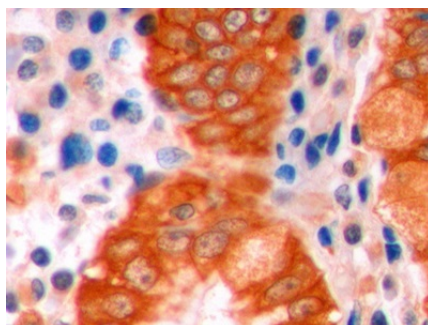
Stability Test: The thermal stability is described by the loss rate. The loss rate was determined by accelerated thermal degradation test, that is, incubate the protein at 37°C for 48h, and no

obvious degradation and precipitation were observed. The loss rate is less than 5% within the expiration date under appropriate storage condition.

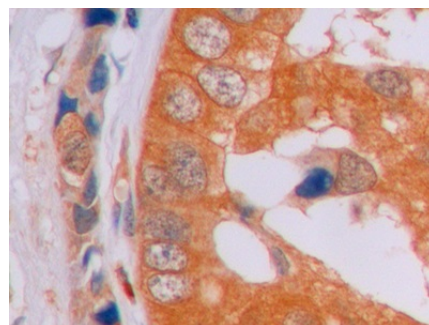
[IDENTIFICATION]



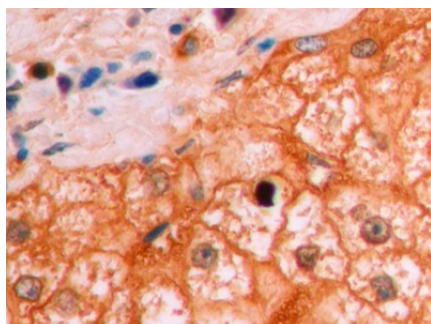
Western Blot; Sample: Lane1: Mouse Cerebrum lysate; Lane2: Canine Cerebrum lysate; Lane3: Bovine Heart lysate Primary Ab: 2 μ g/ml Mouse Anti-Human β -catenin Antibody Second Ab: 0.2 μ g/mL HRP-Linked Caprine Anti-Mouse IgG Polyclonal Antibody (Catalog: SAA544Mu19)



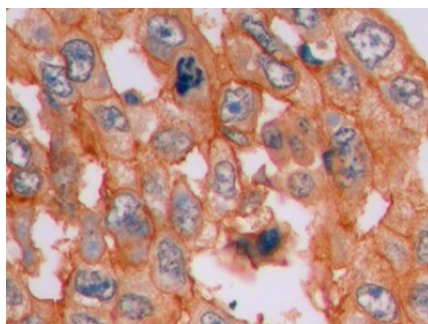
DAB staining on IHC-P; Sample: Human Stomach Tissue; Primary Ab: 10 μ g/ml Mouse Anti-Human β -catenin Antibody Second Ab: 2 μ g/mL HRP-Linked Caprine Anti-Mouse IgG Polyclonal Antibody (Catalog: SAA544Mu19)



DAB staining on IHC-P; Sample: Human Breast cancer Tissue; Primary Ab: 10 μ g/ml Mouse Anti-Human β -catenin Antibody Second Ab: 2 μ g/mL HRP-Linked Caprine Anti-Mouse IgG Polyclonal Antibody (Catalog: SAA544Mu19)



DAB staining on IHC-P; Sample: Human Liver Tissue; Primary Ab: 10 μ g/ml Mouse Anti-Human β -catenin Antibody Second Ab: 2 μ g/mL HRP-Linked Caprine Anti-Mouse IgG Polyclonal Antibody (Catalog: SAA544Mu19)



DAB staining on IHC-P; Sample: Human Liver cancer Tissue; Primary Ab: 10 μ g/ml Mouse Anti-Human β -catenin Antibody Second Ab: 2 μ g/mL HRP-Linked Caprine Anti-Mouse IgG Polyclonal Antibody (Catalog: SAA544Mu19)

[IMPORTANT NOTE]

The kit is designed for research use only, we will not be responsible for any issue if the kit was used in clinical diagnostic or any other procedures.