

MAA267Hu21

Monoclonal Antibody to Cathepsin K (CTSK)

Organism Species: *Homo sapiens (Human)*

Instruction manual

FOR RESEARCH USE ONLY

NOT FOR USE IN CLINICAL DIAGNOSTIC PROCEDURES

13th Edition (Revised in Aug, 2023)

[PROPERTIES]

Source: Monoclonal antibody preparation

Host: Mouse

Antibody isotype: IgG2b Kappa

Purification: Protein A + Protein G affinity chromatography

Clone number: C4

Traits: Liquid

Concentration: 1mg/ml

UOM: 100µl

Cross Reactivity: Mouse; Rat; Porcine.

Applications: WB; IHC; ICC; IP.

[IMMUNOGEN]

Immunogen: Recombinant CTSK (Ala115~Met329) expressed in *E.coli*

Accession No.: RPA267Hu01

[APPLICATIONS]

Western blotting: 0.01-3µg/mL;

Optimal working dilutions must be determined by end user.

[FORMULATION]

Form & Buffer: Supplied as solution form in 0.01M PBS, pH7.4, containing 0.05% Proclin-300, 50% glycerol.

[STORAGE AND STABILITY]

Storage: Avoid repeated freeze/thaw cycles.

Store at 4°C for frequent use.

Aliquot and store at -20°C for 24 months.

Stability Test: The thermal stability is described by the loss rate. The loss rate was determined by accelerated thermal degradation test, that is, incubate the protein at 37°C for 48h, and no obvious degradation and precipitation were observed. The loss rate is less than 5% within the

expiration date under appropriate storage condition.

[IDENTIFICATION]


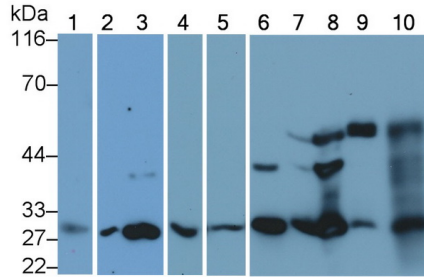
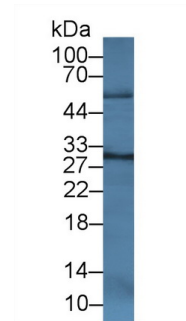


Figure. Western Blot; Sample: Recombinant CTSK, Human.




Western Blot; Sample: Lane1: Human Lung lysate; Lane2: Porcine Heart lysate; Lane3: Porcine Uterus lysate; Lane4: Human Cartilage lysate; Lane5: Human Lung lysate; Lane6: Porcine Cartilage lysate; Lane7: Rat Ear lysate; Lane8: Rat Uterus lysate; Lane9: Mouse Cartilage lysate; Lane10: Mouse Uterus lysate

Primary Ab: 0.2 μ g/ml Mouse Anti-Human CTSK Antibody
 Second Ab: 0.2 μ g/mL HRP-Linked Caprine Anti-Mouse IgG Polyclonal Antibody
 (Catalog: SAA544Mu19)



Western Blot; Sample: Porcine Heart lysate;
 Primary Ab: 3 μ g/ml Mouse Anti-Human CTSK Antibody
 Second Ab: 0.2 μ g/mL HRP-Linked Caprine Anti-Mouse IgG Polyclonal Antibody
 (Catalog: SAA544Mu19)



Western Blot; Sample: Rat Skeletal muscle lysate;
 Primary Ab: 3 μ g/ml Mouse Anti-Human CTSK Antibody

Second Ab: 0.2µg/mL HRP-Linked

Caprine Anti-Mouse IgG Polyclonal

Antibody

(Catalog: SAA544Mu19)

[IMPORTANT NOTE]

The kit is designed for research use only, we will not be responsible for any issue if the kit was used in clinical diagnostic or any other procedures.