

MAA945Hu22

Monoclonal Antibody to Chemerin (CHEM)

Organism Species: *Homo sapiens (Human)*

Instruction manual

FOR RESEARCH USE ONLY

NOT FOR USE IN CLINICAL DIAGNOSTIC PROCEDURES

13th Edition (Revised in Aug, 2023)

[PROPERTIES]

Source: Monoclonal antibody preparation

Host: Mouse

Antibody isotype: IgG2b Kappa

Purification: Protein A + Protein G affinity chromatography

Clone number: E10

Traits: Liquid

Concentration: 1mg/mL

UOM: 100µL

Cross Reactivity: N/A

Applications: WB; IHC

[IMMUNOGEN]

Immunogen: Recombinant CHEM (Ala33~Lys158) expressed in *E.coli*

Accession No.: RPA945Hu01

[APPLICATIONS]

Western blotting: 0.01-2µg/mL;

Immunohistochemistry: 5-20µg/mL;

Optimal working dilutions must be determined by end user.

[FORMULATION]

Form & Buffer: Supplied as solution form in 0.01M PBS, pH7.4, containing 0.05% Proclin-300, 50% glycerol.

[STORAGE AND STABILITY]

Storage: Avoid repeated freeze/thaw cycles.

Store at 4°C for frequent use.

Aliquot and store at -20°C for 24 months.

Stability Test: The thermal stability is described by the loss rate. The loss rate was determined by accelerated thermal degradation test, that is, incubate the protein at 37°C for 48h, and no

obvious degradation and precipitation were observed. The loss rate is less than 5% within the expiration date under appropriate storage condition.

[IDENTIFICATION]


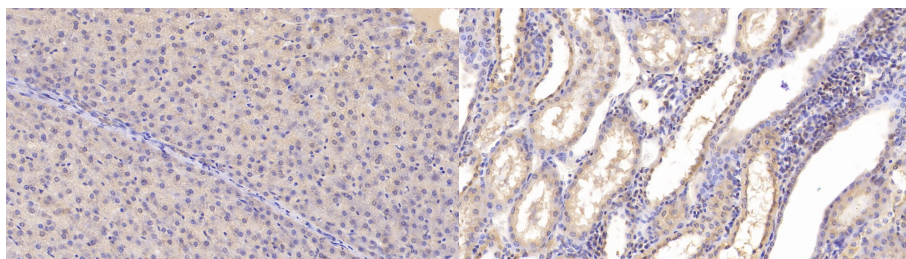


Figure. Western Blot; Sample:
Recombinant CHEM, Human.

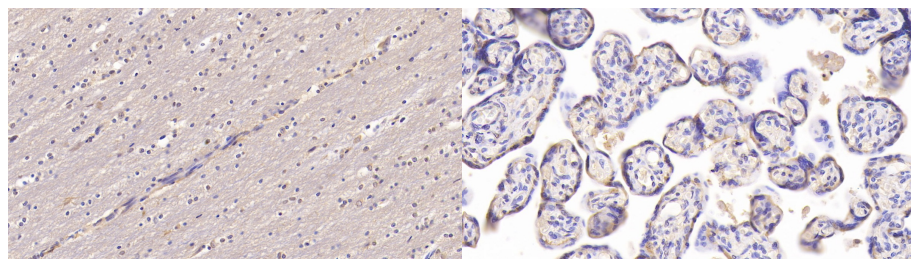


DAB staining on IHC-P; Samples:

Human Liver Tissue; Primary Ab:
20µg/ml Mouse Anti-Human CHEM
Antibody Second Ab: 2µg/mL HRP-
Linked Caprine Anti-Mouse IgG
Polyclonal Antibody (Catalog:
SAA544Mu19)

DAB staining on IHC-P;

Samples: Human Kidney Tissue;
Primary Ab: 20µg/ml Mouse Anti-
Human CHEM Antibody
Second Ab: 2µg/mL HRP-Linked
Caprine Anti-Mouse IgG Polyclonal
Antibody
(Catalog: SAA544Mu19)



DAB staining on IHC-P;

Samples: Human Cerebrum Tissue;
Primary Ab: 20µg/ml Mouse Anti-
Human CHEM Antibody
Second Ab: 2µg/mL HRP-Linked
Caprine Anti-Mouse IgG Polyclonal
Antibody
(Catalog: SAA544Mu19)

DAB staining on IHC-P;

Samples: Human Placenta Tissue;
Primary Ab: 20µg/ml Mouse Anti-
Human CHEM Antibody
Second Ab: 2µg/mL HRP-Linked
Caprine Anti-Mouse IgG Polyclonal
Antibody
(Catalog: SAA544Mu19)

[IMPORTANT NOTE]

The kit is designed for research use only, we will not be responsible for any issue if the kit was

used in clinical diagnostic or any other procedures.