

**MAB780Hu22**

**Monoclonal Antibody to Orosomuroid 2 (ORM2)**

**Organism Species: *Homo sapiens (Human)***

***Instruction manual***

FOR RESEARCH USE ONLY

NOT FOR USE IN CLINICAL DIAGNOSTIC PROCEDURES

---

13th Edition (Revised in Aug, 2023)

**[ PROPERTIES ]**

**Source:** Monoclonal antibody preparation

**Host:** Mouse

**Antibody isotype:** IgG2a kappa

**Purification:** Protein A + Protein G affinity chromatography

**Clone number:** D7

**Traits:** Liquid

**Concentration:** 1mg/ml

**UOM:** 1ml

**Cross Reactivity:** Rat

**Applications:** WB; IHC

**[ IMMUNOGEN ]**

**Immunogen:** Recombinant ORM2 (Gln19~Ser201) expressed in *E.coli*

**Accession No.:** RPB780Hu01

**[ APPLICATIONS ]**

Western blotting: 0.01-3µg/mL;

Immunohistochemistry: 5-30µg/mL;

Optimal working dilutions must be determined by end user.

**[ FORMULATION ]**

**Form & Buffer:** Supplied as solution form in 0.01M PBS, pH7.4, containing 0.05% Proclin-300, 50% glycerol.

**[ STORAGE AND STABILITY ]**

**Storage:** Avoid repeated freeze/thaw cycles.

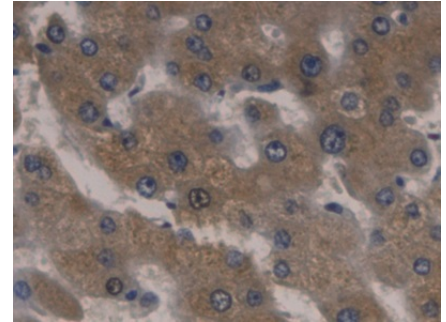
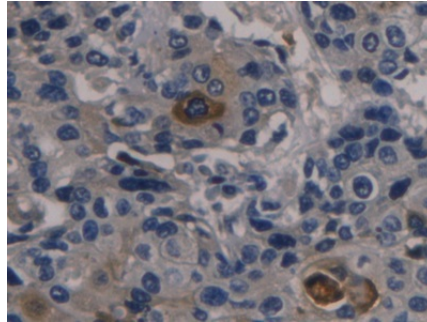
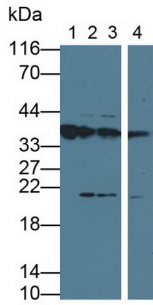
Store at 4°C for frequent use.

Aliquot and store at -20°C for 24 months.

**Stability Test:** The thermal stability is described by the loss rate. The loss rate was determined by accelerated thermal degradation test, that is, incubate the protein at 37°C for 48h, and no

obvious degradation and precipitation were observed. The loss rate is less than 5% within the expiration date under appropriate storage condition.

**[ IDENTIFICATION ]**



Western Blot; Sample: Lane1: Human Serum; Lane2: Rat Liver lysate; Lane3: Rat Pancreas lysate; Lane4: Rat Bladder lysate Primary Ab: 3ug/ml Mouse Anti-Human a1AGP Antibody Second Ab: 0.2µg/mL HRP-Linked Caprine Anti-Mouse IgG Polyclonal Antibody (Catalog: SAA544Mu19)

DAB staining on IHC-P; Sample: Human Prostate cancer Tissue; Primary Ab: 30µg/ml Mouse Anti-Human a1AGP Antibody Second Ab: 2µg/mL HRP-Linked Caprine Anti-Mouse IgG Polyclonal Antibody (Catalog: SAA544Mu19)

DAB staining on IHC-P; Sample: Human Liver Tissue; Primary Ab: 30µg/ml Mouse Anti-Human a1AGP Antibody Second Ab: 2µg/mL HRP-Linked Caprine Anti-Mouse IgG Polyclonal Antibody (Catalog: SAA544Mu19)

**[ IMPORTANT NOTE ]**

The kit is designed for research use only, we will not be responsible for any issue if the kit was used in clinical diagnostic or any other procedures.