

**MAP657Hu21**

**Monoclonal Antibody to Suppression Of Tumorigenicity 14 (ST14)**

**Organism Species: *Homo sapiens (Human)***

***Instruction manual***

**FOR RESEARCH USE ONLY**

**NOT FOR USE IN CLINICAL DIAGNOSTIC PROCEDURES**

---

13th Edition (Revised in Aug, 2023)

## **[ PROPERTIES ]**

**Source:** Monoclonal antibody preparation

**Host:** Mouse

**Antibody isotype:** IgG2b Kappa

**Purification:** Protein A + Protein G affinity chromatography

**Clone number:** C4

**Traits:** Liquid

**Concentration:** 1mg/mL

**UOM:** 100µL

**Cross Reactivity:** N/A

**Applications:** WB; IHC

## **[ IMMUNOGEN ]**

**Immunogen:** Recombinant ST14 (Arg607~Asn852) expressed in *E.coli*

**Accession No.:** RPP657Hu01

## **[ APPLICATIONS ]**

Western blotting: 0.01-2µg/mL;

Immunohistochemistry: 5-20µg/mL;

Optimal working dilutions must be determined by end user.

## **[ FORMULATION ]**

**Form & Buffer:** Supplied as solution form in 0.01M PBS, pH7.4, containing 0.05% Proclin-300, 50% glycerol.

## **[ STORAGE AND STABILITY ]**

**Storage:** Avoid repeated freeze/thaw cycles.

Store at 4°C for frequent use.

Aliquot and store at -20°C for 24 months.

**Stability Test:** The thermal stability is described by the loss rate. The loss rate was determined by accelerated thermal degradation test, that is, incubate the protein at 37°C for 48h, and no

obvious degradation and precipitation were observed. The loss rate is less than 5% within the expiration date under appropriate storage condition.

### [ IDENTIFICATION ]


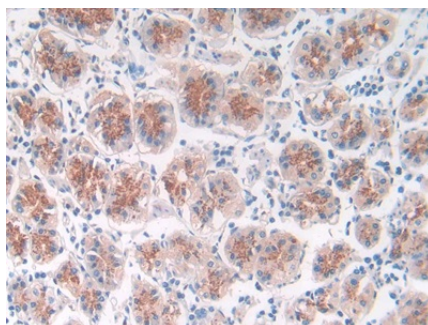
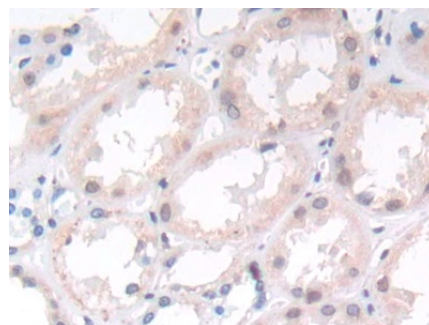


Figure. Western Blot; Sample:  
Recombinant ST14, Human.



DAB staining on IHC-P; Samples:  
Human Stomach Tissue; Primary Ab:  
20µg/ml Mouse Anti-Human ST14  
Antibody Second Ab: 2µg/mL HRP-  
Linked Caprine Anti-Mouse IgG  
Polyclonal Antibody (Catalog:  
SAA544Mu19)



DAB staining on IHC-P;  
Samples: Human Kidney Tissue;  
Primary Ab: 20µg/ml Mouse Anti-  
Human ST14 Antibody  
Second Ab: 2µg/mL HRP-Linked  
Caprine Anti-Mouse IgG Polyclonal  
Antibody  
(Catalog: SAA544Mu19)

### [ IMPORTANT NOTE ]

The kit is designed for research use only, we will not be responsible for any issue if the kit was used in clinical diagnostic or any other procedures.