

**CPB218Ge21 100µg  
OVA Conjugated Abscisic Acid (ABA)  
Instruction manual**

FOR IN VITRO USE AND RESEARCH USE ONLY  
NOT FOR USE IN CLINICAL DIAGNOSTIC PROCEDURES

---

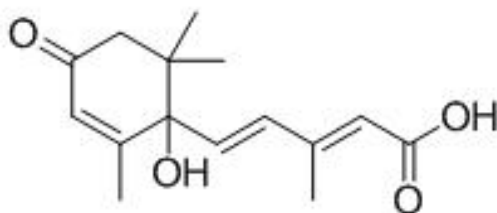
---

11th Edition (Revised in May, 2016)

## **[ PROPERTIES ]**

**Source:** Protein Conjugation

**Original Structure:**



**Original Chemical Formula:** C<sub>15</sub>H<sub>20</sub>O<sub>4</sub>

**Original Mol. Mass:** 264.3Da

**Purity:** >90%

**Traits:** Freeze-dried powder.

**Buffer Formulation:** PBS, pH7.4.

**Applications:** Immunogen; Coating Antigen; ELISA; SDS-PAGE.

## **[ USAGE ]**

Reconstitute in PBS (pH7.4) to a concentration of 0.1-1.0 mg/mL. Do not vortex.

## **[ STORAGE AND STABILITY ]**

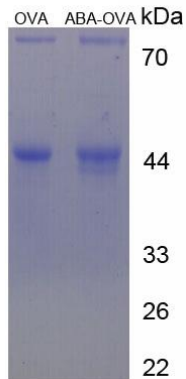
**Storage:** Avoid repeated freeze/thaw cycles.

Store at 2-8°C for one month.

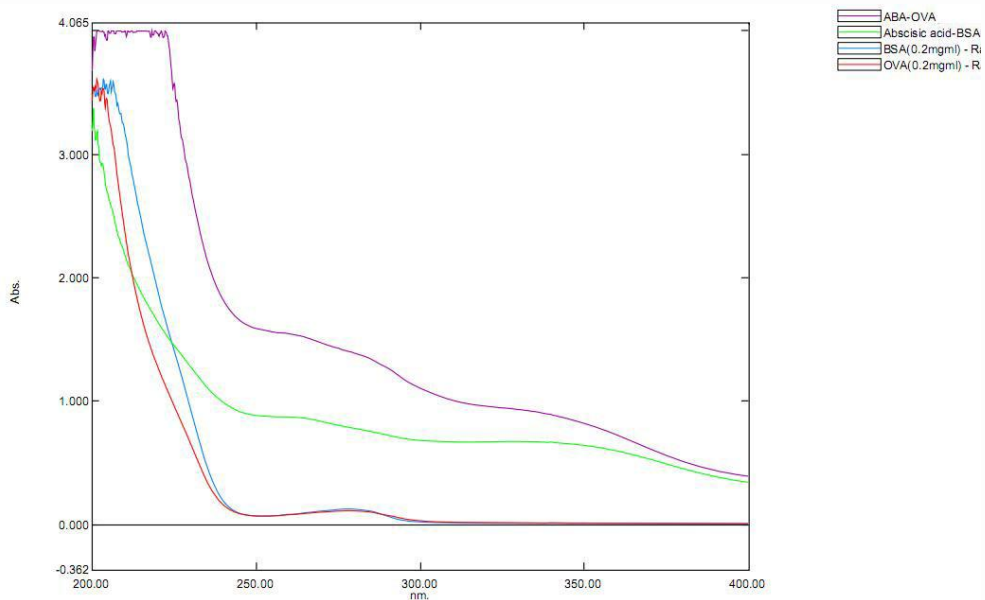
Aliquot and store at -80°C for 12 months.

**Stability Test:** The thermal stability is described by the loss rate. The loss rate was determined by accelerated thermal degradation test, that is, incubate the protein at 37°C for 48h, and no obvious degradation and precipitation were observed. The loss rate is less than 5% within the expiration date under appropriate storage condition.

**[ IDENTIFICATION ]**



**Figure 1. SDS-PAGE**



**Figure 2. UV-spectrum**