

PAA468Ra01

Polyclonal Antibody to Cluster Of Differentiation 55 (CD55)

Organism Species: *Rattus norvegicus* (Rat)

Instruction manual

FOR RESEARCH USE ONLY

NOT FOR USE IN CLINICAL DIAGNOSTIC PROCEDURES

12th Edition (Revised in Aug, 2016)

[PROPERTIES]

Source: Polyclonal antibody preparation

Host: Rabbit

Purification: Antigen-specific affinity chromatography followed by Protein A affinity chromatography

Traits: Liquid

Concentration: 1mg/ml

UOM: 50µl

Cross Reactivity: Human;Mouse

Applications: WB; IHC; ICC; IP.

[IMMUNOGEN]

Immunogen: Recombinant CD55 (Pro254~Glu372 (Accession # Q9QYJ9)) expressed in *E.coli*

Accession No.: RPA468Ra01

[APPLICATIONS]

Western blotting: 0.5-2µg/mL;

Immunohistochemistry: 5-20µg/mL;

Immunocytochemistry: 5-20µg/mL;

Optimal working dilutions must be determined by end user.

[FORMULATION]

Form & Buffer: Supplied as solution form in 0.01M PBS, pH7.4, containing 0.05% Proclin-300, 50% glycerol.

[STORAGE AND STABILITY]

Storage: Avoid repeated freeze/thaw cycles.

Store at 4°C for frequent use.

Aliquot and store at -20°C for 24 months.

Stability Test: The thermal stability is described by the loss rate. The loss rate was determined by accelerated thermal degradation test, that is, incubate the protein at 37°C for 48h, and no

obvious degradation and precipitation were observed. The loss rate is less than 5% within the expiration date under appropriate storage condition.

[IDENTIFICATION]

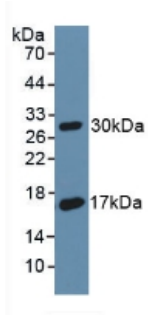
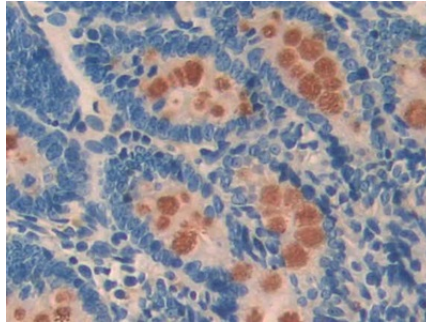
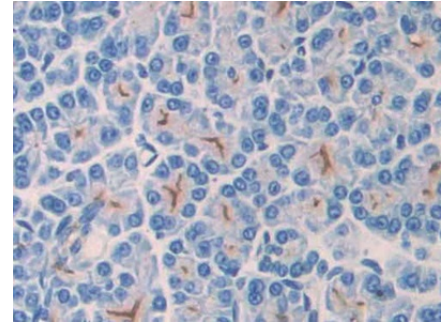


Figure. Western Blot; Sample: Recombinant CD55, Rat.



DAB staining on IHC-P; Samples: Rat Small intestine Tissue; Primary Ab: 10µg/ml Rabbit Anti-Rat DAF Antibody
Second Ab: 2µg/mL HRP-Linked Caprine Anti-Rabbit IgG Polyclonal Antibody (Catalog: SAA544Rb19)



DAB staining on IHC-P; Samples: Rat Pancreas Tissue; Primary Ab: 10µg/ml Rabbit Anti-Rat DAF Antibody
Second Ab: 2µg/mL HRP-Linked Caprine Anti-Rabbit IgG Polyclonal Antibody (Catalog: SAA544Rb19)

[IMPORTANT NOTE]

The kit is designed for research use only, we will not be responsible for any issue if the kit was used in clinical diagnostic or any other procedures.