


A90696Hu01
Polyclonal Antibody to Dihydrolipoyl Transacetylase (DLAT)
Organism: Homo sapiens (Human)
Instruction manual

FOR IN VITRO USE AND RESEARCH USE ONLY
 NOT FOR USE IN CLINICAL DIAGNOSTIC PROCEDURES

6th Edition (Revised in March, 2013)

[PRODUCT INFORMATION]

Immunogen: DLAT, Human
Clonality: Polyclonal
Host: Rabbit
Immunoglobulin Type: IgG
Purification: Affinity Chromatography.
Applications: WB, ICC, IHC-P, IHC-F
Concentration: 200µg/mL
UOM: 100µg






Sample: Recombinant DLAT, Human

[IMMUNOGEN INFORMATION]

Immunogen: Recombinant DLAT (Gln374~Trp631) expressed in *E. coli*.
USCN Accession No.: P90696Hu01
Sequence: The target protein is fused with N-terminal His-Tag and its sequence is listed below.

MGHHHHHSGS- QVKG TGP DGRITKKDID SFVPSKVAPA PAAVVPPTGP GMAPVPTGVF
 TDIPISNIRR VIAQRLMQSK QTIPHYLSI DVNMGEVLLV RKELNKILEG RSKISVNDFI
 IKASALACK VPEANSSWMD TVIRQNHVVD VSAVAVSTPAG LITPIVFNAH IKGVETIAND
 VVSLATKARE GKLQPHEFQG GTFTISNLGM FGIKNFSAIL NPPQACILAI GASEDKLVPA
 DNEKGFVDAS MMSVTLS CDH RVVDGAVGAQ W

Unique product Superb quality Client favorite Nicest service  ISO9001:2008;  ISO13485:2003; 

[ANTIBODY SPECIFICITY]

The antibody is a rabbit polyclonal antibody raised against DLAT. It has been selected for its ability to recognize DLAT in immunohistochemical staining and western blotting.

[APPLICATIONS]

Western blotting: 1:100-400

Immunocytochemistry in formalin fixed cells: 1:100-500

Immunohistochemistry in formalin fixed frozen section: 1:100-500

Immunohistochemistry in paraffin section: 1:50-200

Optimal working dilutions must be determined by end user.

[CONTENTS]

Form & Buffer: Supplied as solution form in PBS, pH7.4, containing 0.02% NaN₃, 50% glycerol.

[QUALITY CONTROL]

Content: The quality control contains recombinant DLAT (Gln374~Trp631) disposed in loading buffer.

Usage: 10uL per well when 3,3'-Diaminobenzidine(DAB) as the substrate.
5uL per well when used in enhanced chemiluminescent (ECL).

Note: The quality control is specifically manufactured as the positive control. Not used for other purposes.

Loading Buffer: 100mM Tris(pH8.8), 2% SDS, 200mM NaCl, 50% glycerol, BPB 0.01%, NaN₃ 0.02%.

[STORAGE]

Store at 4°C for frequent use. Stored at -20°C to -80°C in a manual defrost freezer for one year without detectable loss of activity. Avoid repeated freeze-thaw cycles.