

PAC042Ra01

Polyclonal Antibody to Farnesoid X Receptor (FXR)

Organism Species: *Rattus norvegicus* (Rat)

Instruction manual

FOR RESEARCH USE ONLY

NOT FOR USE IN CLINICAL DIAGNOSTIC PROCEDURES

13th Edition (Revised in Aug, 2023)

[PROPERTIES]

Source: Polyclonal antibody preparation

Host: Rabbit

Purification: Antigen-specific affinity chromatography followed by Protein A affinity chromatography

Traits: Liquid

Concentration: 0.5mg/mL

UOM: 100µL

Cross Reactivity: N/A

Applications: WB; IHC; ICC; IP.

[IMMUNOGEN]

Immunogen: Recombinant FXR (Met1~Gln469) expressed in *E.coli*

Accession No.: RPC042Ra01

[APPLICATIONS]

Western blotting: 0.01-2µg/mL;

Immunohistochemistry: 5-20µg/mL;

Immunocytochemistry: 5-20µg/mL;

Optimal working dilutions must be determined by end user.

[FORMULATION]

Form & Buffer: Supplied as solution form in 0.01M PBS, pH7.4, containing 0.05% Proclin-300, 50% glycerol.

[STORAGE AND STABILITY]

Storage: Avoid repeated freeze/thaw cycles.

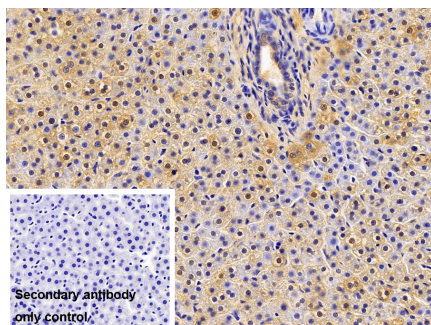
Store at 4°C for frequent use.

Aliquot and store at -20°C for 24 months.

Stability Test: The thermal stability is described by the loss rate. The loss rate was determined by accelerated thermal degradation test, that is, incubate the protein at 37°C for 48h, and no

obvious degradation and precipitation were observed. The loss rate is less than 5% within the expiration date under appropriate storage condition.

[IDENTIFICATION]



DAB staining on IHC-P; Sample: Rat

Liver Tissue Primary Ab: 10µg/ml

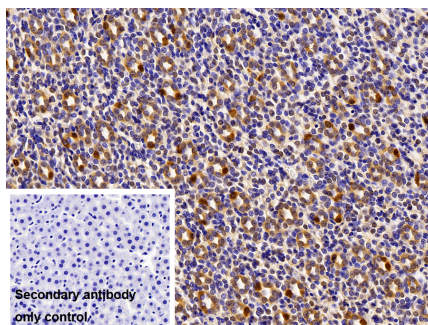
Rabbit Anti-Rat FXR Antibody Control:

Used PBS instead of primary antibody

Second Ab: 2?g/ml HRP-Linked

Caprine Anti-Rabbit IgG Polyclonal

Antibody (Catalog: SAA544Rb19)



DAB staining on IHC-P;

Sample: Rat Kidney Tissue

Primary Ab: 10µg/ml Rabbit Anti-Rat

FXR Antibody

Control: Used PBS instead of primary


antibody

Second Ab: 2?g/ml HRP-Linked

Caprine Anti-Rabbit IgG Polyclonal

Antibody

(Catalog: SAA544Rb19)



Western Blot; Sample: Rat Liver lysate

Primary Ab: 0.3µg/ml Rabbit Anti-Rat

FXR Antibody

Second Ab: 0.2?g/ml HRP-Linked

Caprine Anti-Rabbit IgG Polyclonal

Antibody

(Catalog: SAA544Rb19)

[IMPORTANT NOTE]

The kit is designed for research use only, we will not be responsible for any issue if the kit was used in clinical diagnostic or any other procedures.