

PAB693Mu06

Polyclonal Antibody to Fatty Acid Binding Protein 4 (FABP4)

Organism Species: *Mus musculus* (Mouse)

Instruction manual

FOR RESEARCH USE ONLY

NOT FOR USE IN CLINICAL DIAGNOSTIC PROCEDURES

12th Edition (Revised in Aug, 2016)

[PROPERTIES]

Source: Polyclonal antibody preparation

Host: Rabbit

Purification: Antigen-specific affinity chromatography followed by Protein A affinity chromatography

Traits: Liquid

Concentration: 0.5mg/ml

UOM: 100µl

Cross Reactivity: N/A

Applications: WB; IHC; ICC; IP.

[IMMUNOGEN]

Immunogen: Recombinant FABP4 (Cys2~Ala132) expressed in 293F cell

Accession No.: EPB693Mu61

[APPLICATIONS]

Western blotting: 0.5-2µg/mL;

Immunohistochemistry: 5-20µg/mL;

Immunocytochemistry: 5-20µg/mL;

Optimal working dilutions must be determined by end user.

[FORMULATION]

Form & Buffer: Supplied as solution form in PBS, pH7.4, containing 0.02% NaN₃, 50% glycerol.

[STORAGE AND STABILITY]

Storage: Avoid repeated freeze/thaw cycles.

Store at 4°C for frequent use.

Aliquot and store at -20°C for 24 months.

Stability Test: The thermal stability is described by the loss rate. The loss rate was determined by accelerated thermal degradation test, that is, incubate the protein at 37°C for 48h, and no

obvious degradation and precipitation were observed. The loss rate is less than 5% within the expiration date under appropriate storage condition.

[IDENTIFICATION]


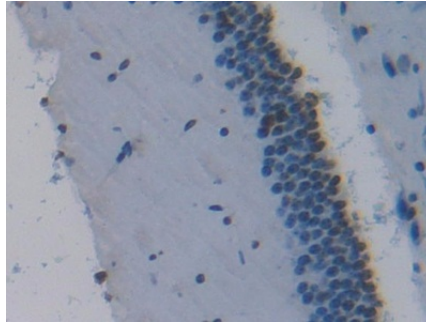
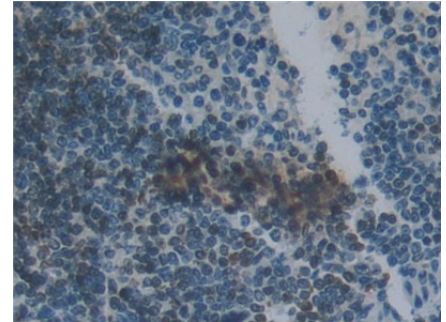


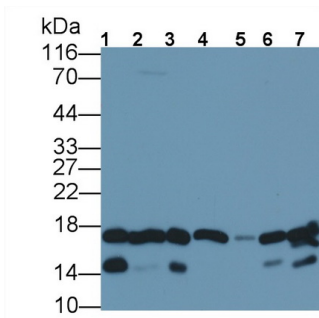
Figure. Western Blot; Sample: Recombinant FABP4, Mouse.



DAB staining on IHC-P;
Samples: Mouse Brain Tissue;
Primary Ab: 10µg/ml Rabbit Anti-Mouse FABP4 Antibody
Second Ab: 2µg/mL HRP-Linked Caprine Anti-Rabbit IgG Polyclonal Antibody
(Catalog: SAA544Rb19)



DAB staining on IHC-P;
Samples: Mouse Spleen Tissue;
Primary Ab: 10µg/ml Rabbit Anti-Mouse FABP4 Antibody
Second Ab: 2µg/mL HRP-Linked Caprine Anti-Rabbit IgG Polyclonal Antibody
(Catalog: SAA544Rb19)



Western Blot; Sample: Lane1: Mouse Heart lysate; Lane2: Mouse Liver lysate; Lane3: Mouse Kidney lysate; Lane4: Rat Heart lysate; Lane5: Rat Liver lysate; Lane6: Rat Kidney lysate; Lane7: Rat Serum
Primary Ab: 1µg/ml Rabbit Anti-Mouse FABP4 Antibody
Second Ab: 0.2µg/mL HRP-Linked

Caprine Anti-Rabbit IgG Polyclonal

Antibody

(Catalog: SAA544Rb19)

[IMPORTANT NOTE]

The kit is designed for research use only, we will not be responsible for any issue if the kit was used in clinical diagnostic or any other procedures.