

**PAC470Ra01**

**Polyclonal Antibody to Fatty Acid Synthase (FASN)**

**Organism Species: *Rattus norvegicus* (Rat)**

***Instruction manual***

FOR RESEARCH USE ONLY

NOT FOR USE IN CLINICAL DIAGNOSTIC PROCEDURES

---

12th Edition (Revised in Aug, 2016)

**[ PROPERTIES ]**

**Source:** Polyclonal antibody preparation

**Host:** Rabbit

**Purification:** Antigen-specific affinity chromatography followed by Protein A affinity chromatography

**Traits:** Liquid

**Concentration:** 1mg/ml

**UOM:** 100µl

**Applications:** WB; IHC; ICC; IP.

**[ IMMUNOGEN ]**

**Immunogen:** Recombinant FASN (Pro2243~Gly2505 (Accession # P12785)) expressed in *E.coli*

**Accession No.:** RPC470Ra01

**[ APPLICATIONS ]**

Western blotting: 0.5-2µg/mL

Immunohistochemistry: 5-20µg/mL

Immunocytochemistry: 5-20µg/mL

Optimal working dilutions must be determined by end user.

**[ FORMULATION ]**

**Form & Buffer:** Supplied as solution form in PBS, pH7.4, containing 0.02% NaN<sub>3</sub>, 50% glycerol.

**[ STORAGE AND STABILITY ]**

**Storage:** Avoid repeated freeze/thaw cycles.

Store at 4°C for frequent use.

Aliquot and store at -20°C for 12 months.

**Stability Test:** The thermal stability is described by the loss rate. The loss rate was determined by accelerated thermal degradation test, that is, incubate the protein at 37°C for 48h, and no

obvious degradation and precipitation were observed. The loss rate is less than 5% within the expiration date under appropriate storage condition.

**[ IDENTIFICATION ]**


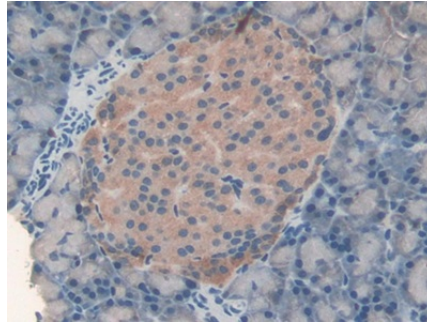
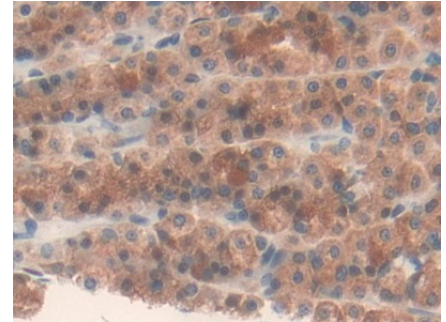


Figure. Western Blot; Sample:  
Recombinant FASN, Rat.



DAB staining on IHC-P;  
Samples: Rat Pancreas Tissue;  
Primary Ab: 10µg/ml Rabbit Anti-Rat  
FASN Antibody  
Second Ab: 2µg/mL HRP-Linked  
Caprine Anti-Rabbit IgG Polyclonal  
Antibody  
(Catalog: SAA544Rb19)



DAB staining on IHC-P;  
Samples: Rat Stomach Tissue;  
Primary Ab: 10µg/ml Rabbit Anti-Rat  
FASN Antibody  
Second Ab: 2µg/mL HRP-Linked  
Caprine Anti-Rabbit IgG Polyclonal  
Antibody  
(Catalog: SAA544Rb19)

**[ IMPORTANT NOTE ]**

The kit is designed for research use only, we will not be responsible for any issue if the kit was used in clinical diagnostic or any other procedures.