

PAA054Hu01

Polyclonal Antibody to Insulin Like Growth Factor Binding Protein 3 (IGFBP3)

Organism Species: *Homo sapiens (Human)*

Instruction manual

FOR RESEARCH USE ONLY

NOT FOR USE IN CLINICAL DIAGNOSTIC PROCEDURES

13th Edition (Revised in Aug, 2023)

[PROPERTIES]

Source: Polyclonal antibody preparation

Host: Rabbit

Purification: Antigen-specific affinity chromatography followed by Protein A affinity chromatography

Traits: Liquid

Concentration: 0.5mg/mL

UOM: 50µL

Cross Reactivity: Mouse

Applications: WB; IHC; ICC; IP.

[IMMUNOGEN]

Immunogen: Recombinant IGFBP3 (Gly135~Thr277) expressed in *E.coli*

Accession No.: RPA054Hu01

[APPLICATIONS]

Western blotting: 0.01-3µg/mL;

Immunohistochemistry: 5-20µg/mL;

Immunocytochemistry: 5-20µg/mL;

Optimal working dilutions must be determined by end user.

[FORMULATION]

Form & Buffer: Supplied as solution form in PBS, pH7.4, containing 0.02% NaN₃, 50% glycerol.

[STORAGE AND STABILITY]

Storage: Avoid repeated freeze/thaw cycles.




Store at 4°C for frequent use.

Aliquot and store at -20°C for 24 months.

Stability Test: The thermal stability is described by the loss rate. The loss rate was determined by accelerated thermal degradation test, that is, incubate the protein at 37°C for 48h, and no

obvious degradation and precipitation were observed. The loss rate is less than 5% within the expiration date under appropriate storage condition.

[IDENTIFICATION]



Western Blot; Sample: Human HeLa cell lysate;	Western Blot; Sample: Human MCF7 cell lysate;	Western Blot; Sample: Mouse Liver lysate;
Primary Ab: 3µg/ml Rabbit Anti-Human IGFBP3 Antibody	Primary Ab: 3µg/ml Rabbit Anti-Human IGFBP3 Antibody	Primary Ab: 3µg/ml Rabbit Anti-Human IGFBP3 Antibody
Second Ab: 0.2µg/mL HRP-Linked Caprine Anti-Rabbit IgG Polyclonal Antibody	Second Ab: 0.2µg/mL HRP-Linked Caprine Anti-Rabbit IgG Polyclonal Antibody	Second Ab: 0.2µg/mL HRP-Linked Caprine Anti-Rabbit IgG Polyclonal Antibody
(Catalog: SAA544Rb19)	(Catalog: SAA544Rb19)	(Catalog: SAA544Rb19)

[IMPORTANT NOTE]

The kit is designed for research use only, we will not be responsible for any issue if the kit was used in clinical diagnostic or any other procedures.