

PAC129Mu01

Polyclonal Antibody

To Latent Transforming Growth Factor Beta Binding Protein 1 (LTBP1)

Organism Species: Mus musculus (Mouse)

Instruction manual

FOR IN VITRO USE AND RESEARCH USE ONLY

NOT FOR USE IN CLINICAL DIAGNOSTIC PROCEDURES

10th Edition (Revised in Jan, 2014)

[PRODUCT INFORMATION]

Immunogen: LTBP1, Mouse

Clonality: Polyclonal

Host: Rabbit

Immunoglobulin Type: IgG

Purification: Affinity Chromatography.

Applications: WB, ICC, IHC-P, IHC-F, ELISA

Concentration: 200µg/mL

UOM: 100µg

[IMMUNOGEN INFORMATION]

Immunogen: Recombinant LTBP1 (Asp1415~Glu1712) with two N-terminal Tags, His-tag and T7-tag expressed in *E.coli*.

Accession No.: RPC129Mu01

[ANTIBODY SPECIFICITY]

The antibody is a rabbit polyclonal antibody raised against LTBP1. It has been selected for its ability to recognize LTBP1 in immunohistochemical staining and western blotting.

[APPLICATIONS]

Western blotting: 1:50-400

Immunocytochemistry in formalin fixed cells: 1:50-500

Immunohistochemistry in formalin fixed frozen section: 1:50-500

Immunohistochemistry in paraffin section: 1:10-100

Enzyme-linked Immunosorbent Assay: 1:100-5000

Optimal working dilutions must be determined by end user.

[CONTENTS]

Form & Buffer: Supplied as solution form in PBS, pH7.4, containing 0.02% NaN₃, 50% glycerol.

[QUALITY CONTROL]

Content: The quality control contains recombinant LTBP1 (Asp1415~Glu1712) disposed in loading buffer.

Usage: 10uL per well when 3,3'-Diaminobenzidine(DAB) as the substrate.
5uL per well when used in enhanced chemilumescence (ECL).


Note: The quality control is specifically manufactured as the positive control. Not used for other purposes.

Loading Buffer: 100mM Tris(pH8.8), 2% SDS, 200mM NaCl, 50% glycerol, BPB 0.01%, NaN₃ 0.02%.

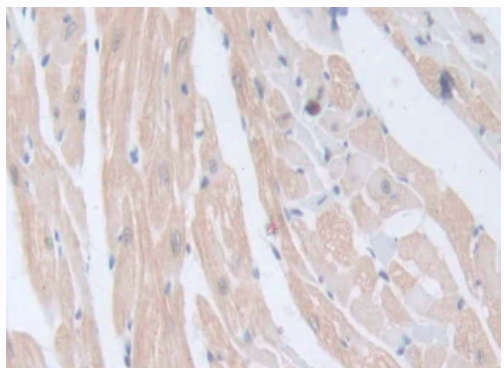
[STORAGE]

Store at 4°C for frequent use. Stored at -20°C in a manual defrost freezer for one year without detectable loss of activity. Avoid repeated freeze-thaw cycles.

[IMAGES]



Used in Western Blot, Sample:
Recombinant LTBP1, Mouse



Used in DAB staining on formalin fixed
paraffin- embedded heart tissue

PAC129Mu01

Polyclonal Antibody

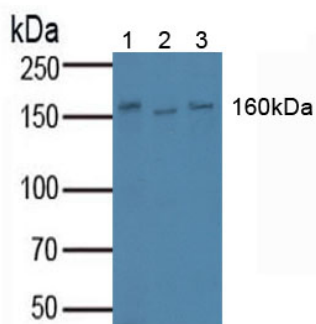
To Latent Transforming Growth Factor Beta Binding Protein 1 (LTBP1)

Organism Species: Mus musculus (Mouse)

Instruction manual

FOR IN VITRO USE AND RESEARCH USE ONLY

NOT FOR USE IN CLINICAL DIAGNOSTIC PROCEDURES



Used in Western Blot, Sample:

Lane1: Mouse Liver Tissue

Lane2: Mouse Placenta Tissue

Lane3: Mouse Spleen Tissue

Primary Ab: 1µg/mL Rabbit Anti-Mouse LTBP1 Ab

Second Ab: 1:1000 Dilution of HRP-Linked Guinea pig

Anti-Rabbit Ab (Catalog: SECab05)