

**PAA480Po01**

**Polyclonal Antibody to Myoglobin (MYO)**

**Organism Species: *Sus scrofa*; *Porcine (Pig)***

***Instruction manual***

FOR RESEARCH USE ONLY

NOT FOR USE IN CLINICAL DIAGNOSTIC PROCEDURES

---

13th Edition (Revised in Aug, 2023)

### **[ PROPERTIES ]**

**Source:** Polyclonal antibody preparation

**Host:** Rabbit

**Purification:** Antigen-specific affinity chromatography followed by Protein A affinity chromatography

**Traits:** Liquid

**Concentration:** 0.5mg/ml

**UOM:** 100µl

**Cross Reactivity:** N/A

**Applications:** WB; IHC; ICC; IP.

### **[ IMMUNOGEN ]**

**Immunogen:** Recombinant MYO (Met1~Gly154) expressed in *E.coli*

**Accession No.:** RPA480Po01

### **[ APPLICATIONS ]**

Western blotting: 0.01-2µg/mL;

Immunohistochemistry: 5-20µg/mL;

Immunocytochemistry: 5-20µg/mL;

Optimal working dilutions must be determined by end user.

### **[ FORMULATION ]**

**Form & Buffer:** Supplied as solution form in PBS, pH7.4, containing 0.02% NaN<sub>3</sub>, 50% glycerol.

### **[ STORAGE AND STABILITY ]**

**Storage:** Avoid repeated freeze/thaw cycles.

Store at 4°C for frequent use.

Aliquot and store at -20°C for 24 months.

**Stability Test:** The thermal stability is described by the loss rate. The loss rate was determined by accelerated thermal degradation test, that is, incubate the protein at 37°C for 48h, and no

obvious degradation and precipitation were observed. The loss rate is less than 5% within the expiration date under appropriate storage condition.

**[ IDENTIFICATION ]**


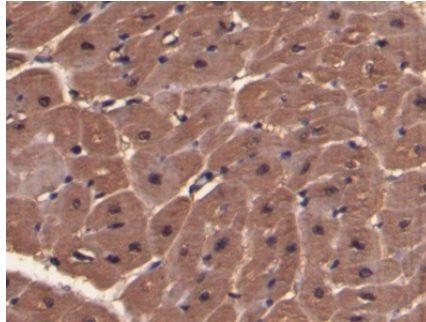
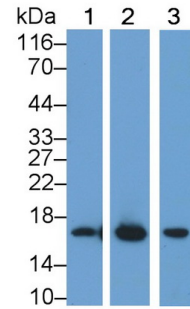


Figure. Western Blot; Sample: Recombinant MYO, Porcine.



DAB staining on IHC-P; Samples: Porcine Cardiac Muscle Tissue; Primary Ab: 20µg/ml Rabbit Anti-Porc



Western Blot; Sample: Lane1: Porcine Cerebrum lysate; Lane2: Porcine Heart lysate; Lane3: Porcine Skeletal muscle lysate

Primary Ab: 0.01µg/ml Rabbit Anti-Porcine MYO Antibody  
 Second Ab: 0.2µg/mL HRP-Linked Caprine Anti-Rabbit IgG Polyclonal Antibody  
 (Catalog: SAA544Rb19)

**[ IMPORTANT NOTE ]**

The kit is designed for research use only, we will not be responsible for any issue if the kit was used in clinical diagnostic or any other procedures.