

PAP549Mu01

**Polyclonal Antibody to Wingless Type MMTV Integration Site Family, Member 5A
(WNT5A)**

Organism Species: *Mus musculus* (Mouse)

Instruction manual

FOR RESEARCH USE ONLY

NOT FOR USE IN CLINICAL DIAGNOSTIC PROCEDURES

13th Edition (Revised in Aug, 2023)

[PROPERTIES]

Source: Polyclonal antibody preparation

Host: Rabbit

Purification: Antigen-specific affinity chromatography followed by Protein A affinity chromatography

Traits: Liquid

Concentration: 0.5mg/mL

UOM: 100μL

Cross Reactivity: Human;Rat;Cavia;Canine;Equine

Applications: WB; IHC; ICC; IP.

[IMMUNOGEN]

Immunogen: Recombinant WNT5A (Ile62~Lys380) expressed in *E.coli*

Accession No.: RPP549Mu01

[APPLICATIONS]

Western blotting: 0.01-5μg/mL;

Immunohistochemistry: 5-20μg/mL;

Immunocytochemistry: 5-20μg/mL;

Optimal working dilutions must be determined by end user.

[FORMULATION]

Form & Buffer: Supplied as solution form in PBS, pH7.4, containing 0.02% NaN₃, 50% glycerol.

[STORAGE AND STABILITY]

Storage: Avoid repeated freeze/thaw cycles.

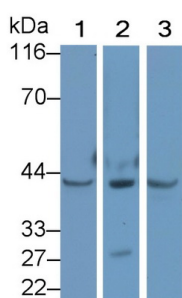
Store at 4°C for frequent use.

Aliquot and store at -20°C for 24 months.

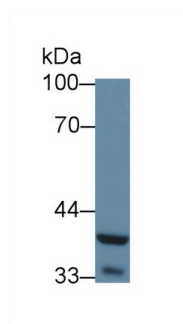
Stability Test: The thermal stability is described by the loss rate. The loss rate was determined by accelerated thermal degradation test, that is, incubate the protein at 37°C for 48h, and no

obvious degradation and precipitation were observed. The loss rate is less than 5% within the expiration date under appropriate storage condition.

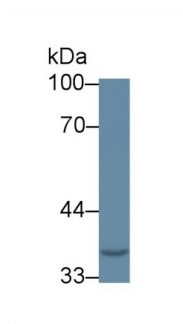
[IDENTIFICATION]



Western Blot; Sample: Lane1: Equine Liver lysate; Lane2: Cavia Liver lysate; Lane3: Canine Liver lysate Primary Ab: 0.2µg/ml Rabbit Anti-Mouse WNT5A Antibody Second Ab: 0.2µg/mL HRP-Linked Caprine Anti-Rabbit IgG Polyclonal Antibody (Catalog: SAA544Rb19)



Western Blot; Sample: Mouse Liver lysate; Primary Ab: 5µg/ml Rabbit Anti-Mouse WNT5A Antibody Second Ab: 0.2µg/mL HRP-Linked Caprine Anti-Rabbit IgG Polyclonal Antibody (Catalog: SAA544Rb19)



Western Blot; Sample: Human PC3 cell lysate; Primary Ab: 5µg/ml Rabbit Anti-Mouse WNT5A Antibody Second Ab: 0.2µg/mL HRP-Linked Caprine Anti-Rabbit IgG Polyclonal Antibody (Catalog: SAA544Rb19)

[IMPORTANT NOTE]

The kit is designed for research use only, we will not be responsible for any issue if the kit was used in clinical diagnostic or any other procedures.